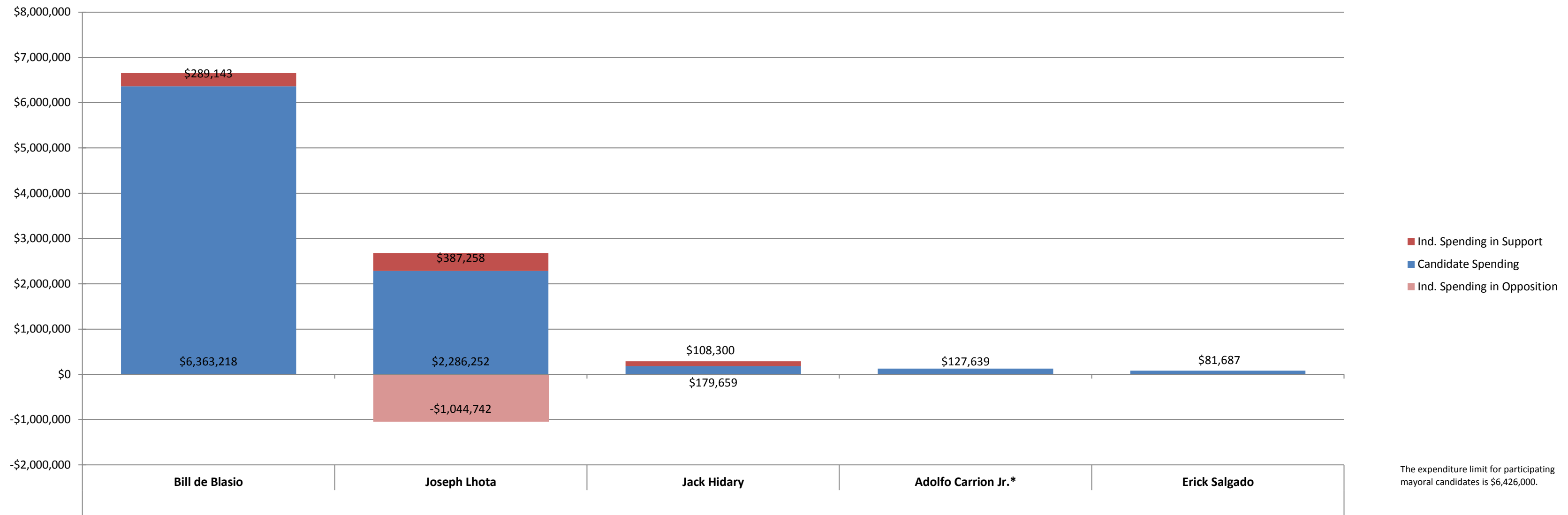


Independent and Candidate Spending - Mayor

Top 5 General Election Candidates by Candidate Spending



The expenditure limit for participating mayoral candidates is \$6,426,000.

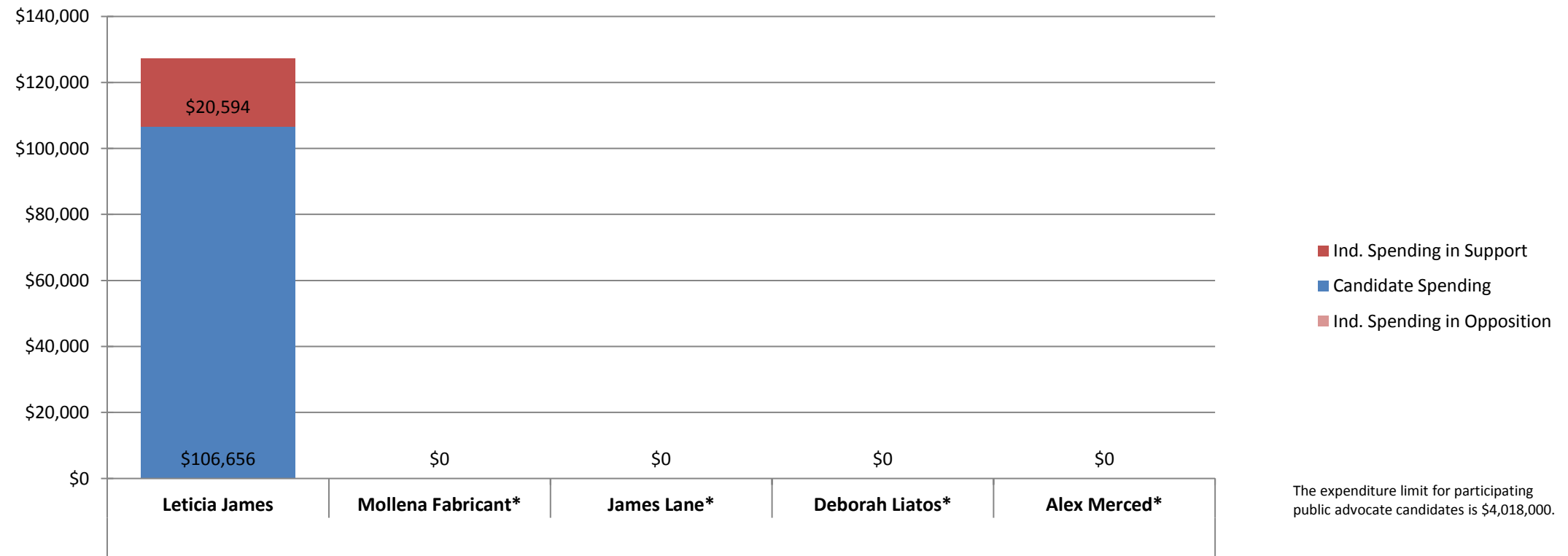
Reported non-exempt general spending from 9/11/13 - 11/5/13. Candidate data as of 1/11/14; Independent data as of 11/28/13. * = non-participant.

| Independent and Candidate Spending - Mayor Top 5 General Election Candidates by Candidate Spending | | | | Independent Spenders | | | | | | | | | | | | | | | | |
|--|-------------|--------------------------|-----------------------------|-----------------------------------|---|--|--|--|---|--------------------------|-------------------------------------|--|--|---|------------------------|--|--|---------------------------|--|-------|
| Reported non-exempt general spending from 9/11/13 - 11/5/13. Candidate data as of 1/11/14; Independent data as of 11/28/13. * = non-participant. | | | | | | | | | | | | | | | | | | | | |
| Mayor | Candidate | Ind. Spending in Support | Ind. Spending in Opposition | New York Progress | New Yorkers for Proven Leadership | The New York Progress and Protection PAC | People for a Better NY | New Yorkers United Committee | Working Families Party Campaign | DC37 PAC | State 32BJ SEIU PAC | Empire State 32BJ SEIU PAC | Uniformed EMT's and Paramedics Inspectors-FDNY | New York Jobs Now Committee | UEMSOU | Small Business Coalition | NYC Central Labor Council PAC Fund | 1199 SEIU | Kings County Conservative Party Campaign Committee | |
| Bill de Blasio | \$6,363,218 | \$289,143 | \$0 | | | | 140,366 | | | | | | 16,187 | 12,500 | 12,000 | 11,500 | 9,760 | 4,322 | | |
| Joseph Lhota | \$2,286,252 | \$387,258 | -\$1,044,742 | -1,044,742 | 200,785 | 185,260 | | | | | | | | | | | | | | 1,213 |
| Jack Hidary | \$179,659 | \$108,300 | \$0 | | | | | 108,300 | | | | | | | | | | | | |
| Adolfo Carrion Jr.* | \$127,639 | \$0 | \$0 | | | | | | | | | | | | | | | | | |
| Erick Salgado | \$81,687 | \$0 | \$0 | | | | | | | | | | | | | | | | | |
| Total Spending | \$9,038,456 | \$784,701 | \$1,044,742 | 1,044,742 | 200,785 | 185,260 | 140,366 | 108,300 | 32,583 | 30,192 | 19,733 | | 16,187 | 12,500 | 12,000 | 11,500 | 9,760 | 4,322 | 1,213 | |
| % of Candidate Spending | | 9% | 12% | 12% | 2% | 2% | 2% | 1% | <1% | <1% | <1% | | <1% | <1% | <1% | <1% | <1% | <1% | <1% | |

Winner shown in bold

Independent and Candidate Spending - Public Advocate

Top 5 General Election Candidates by Candidate Spending



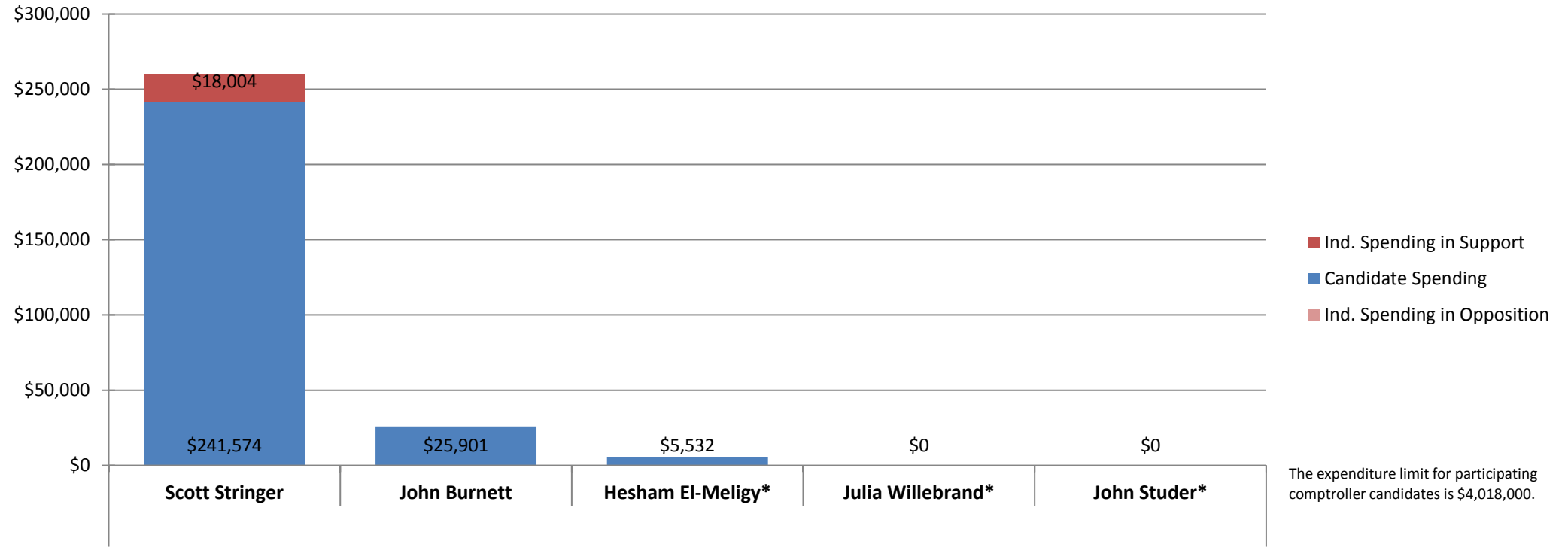
Reported non-exempt general spending from 9/11/13 - 11/5/13. Candidate data as of 1/11/14; Independent data as of 11/28/13. * = non-participant.

| Independent and Candidate Spending - Public Advocate Top 5 General Election Candidates by Candidate Spending | | | | Independent Spenders | | |
|--|--------------------|--------------------------|-----------------------------|--|-----------------|------------------|
| Reported non-exempt general spending from 9/11/13 - 11/5/13. Candidate data as of 1/11/14; Independent data as of 11/28/13. * = non-participant. | | | | | | |
| <u>Public Advocate</u> | Candidate Spending | Ind. Spending in Support | Ind. Spending in Opposition | <u>Working Families Party Campaign Committee</u> | <u>DC37 PAC</u> | <u>1199 SEIU</u> |
| Leticia James | \$106,656 | \$20,594 | | \$10,034 | 6,238 | 4,322 |
| Mollena Fabricant* | <\$1,000 | | | | | |
| James Lane* | <\$1,000 | | | | | |
| Deborah Liatos* | <\$1,000 | | | | | |
| Alex Merced* | <\$1,000 | | | | | |
| Total Spending | \$106,656 | \$20,594 | | 10,034 | 6,238 | 4,322 |
| % of Candidate Spending | | 19% | | 9% | 6% | 4% |

Winner shown in bold

Independent and Candidate Spending - Comptroller

General Election Candidates by Candidate Spending



Reported non-exempt general spending from 9/11/13 - 11/5/13. Candidate data as of 1/11/14; Independent data as of 11/28/13. * = non-participant.

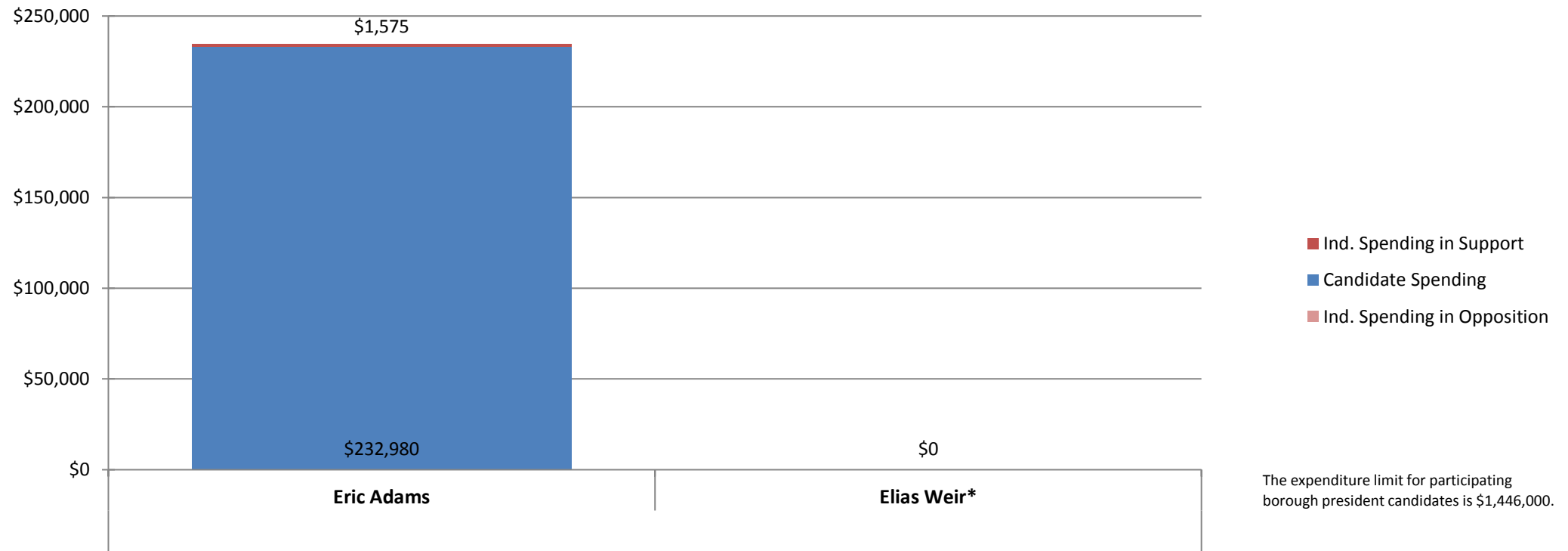
| Independent and Candidate Spending - Comptroller General Election Candidates by Candidate Spending | | | | Independent Spenders | | |
|--|--------------------|--------------------------|-----------------------------|--|------------------|-----------------|
| Reported non-exempt general spending from 9/11/13 - 11/5/13. Candidate data as of 1/11/14; Independent data as of 11/28/13. * = non-participant. | | | | | | |
| <u>Comptroller</u> | Candidate Spending | Ind. Spending in Support | Ind. Spending in Opposition | <u>Working Families Party Campaign Committee</u> | <u>1199 SEIU</u> | <u>DC37 PAC</u> |
| Scott Stringer | \$241,574 | \$18,004 | | 10,034 | 4,322 | 3,648 |
| John Burnett | \$25,901 | | | | | |
| Hesham El-Meligy* | \$5,532 | | | | | |
| Julia Willebrand* | <\$1,000 | | | | | |
| John Studer* | <\$1,000 | | | | | |
| Total Spending | \$273,007 | \$18,004 | | 10,034 | 4,322 | 3,648 |
| % of Candidate Spending | | 7% | | 4% | 2% | 1% |

Winner shown in bold



Independent and Candidate Spending - Brooklyn BP

General Election Candidates by Candidate Spending



Reported non-exempt general spending from 9/11/13 - 11/5/13. Candidate data as of 1/11/14; Independent data as of 11/28/13. * = non-participant.

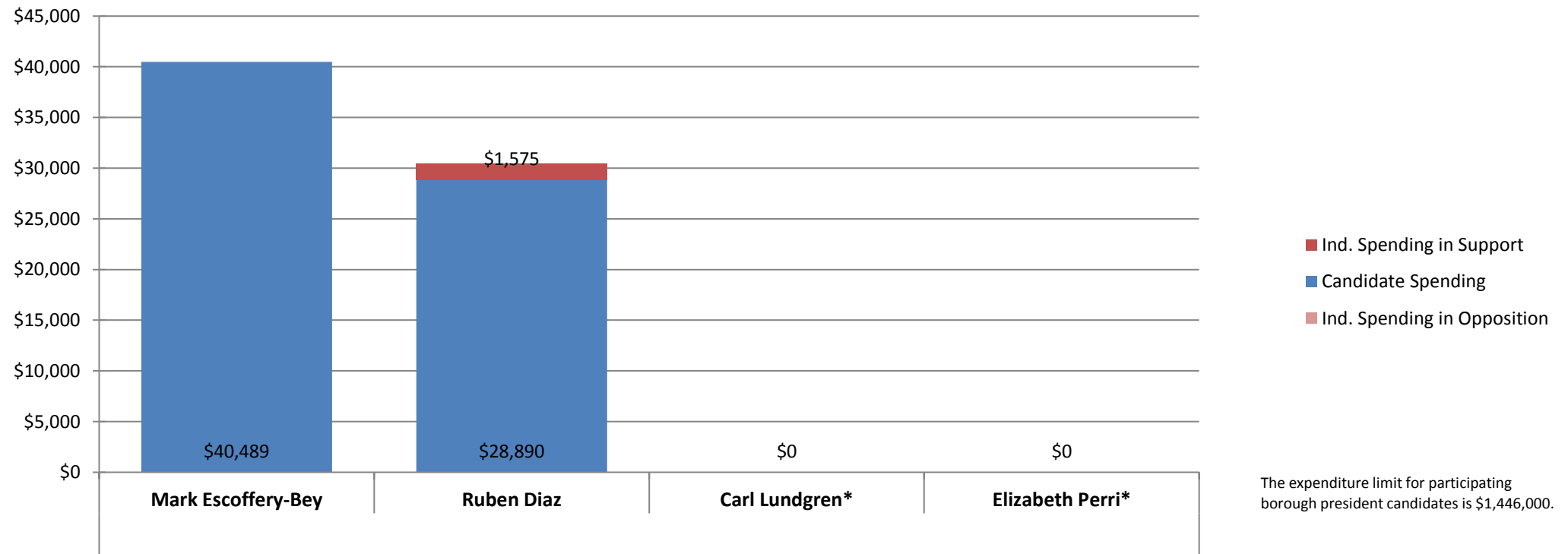
| Independent and Candidate Spending - Brooklyn BP General Election Candidates by Candidate Spending | | | | Independent Spenders | |
|--|--------------------|--------------------------|-----------------------------|--------------------------|--|
| Reported non-exempt general spending from 9/11/13 - 11/5/13. Candidate data as of 1/11/14; Independent data as of 11/28/13. * = non-participant. | | | | | |
| Brooklyn BP | Candidate Spending | Ind. Spending in Support | Ind. Spending in Opposition | DC37 PAC | |
| Eric Adams | \$232,980 | \$1,575 | | 1,575 | |
| Elias Weir* | <\$1000 | | | | |
| Total Spending | \$232,980 | \$1,575 | | 1,575 | |
| % of Candidate Spending | | 1% | | 1% | |

Winner shown in bold



Independent and Candidate Spending - Bronx BP

General Election Candidates by Candidate Spending



Reported non-exempt general spending from 9/11/13 - 11/5/13. Candidate data as of 1/11/14; Independent data as of 11/28/13. * = non-participant.

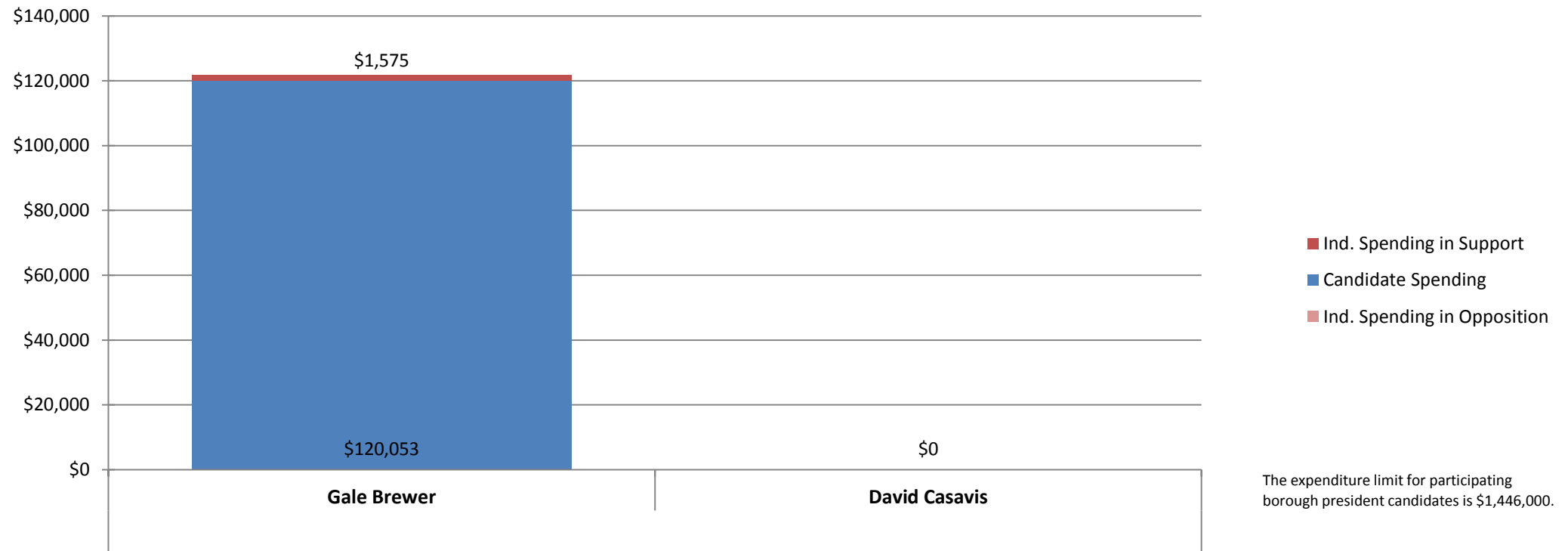
| Independent and Candidate Spending - Bronx BP General Election Candidates by Candidate Spending | | | | Independent Spenders | |
|--|--------------------|--------------------------|-----------------------------|--------------------------|--|
| Reported non-exempt general spending from 9/11/13 - 11/5/13. Candidate data as of 1/11/14; Independent data as of 11/28/13. * = non-participant. | | | | | |
| | Candidate Spending | Ind. Spending in Support | Ind. Spending in Opposition | | |
| Bronx BP | | | | DC37 PAC | |
| Mark Escoffery-Bey | \$40,489 | | | | |
| Ruben Diaz | \$28,890 | \$1,575 | | 1,575 | |
| Carl Lundgren* | <\$1000 | | | | |
| Elizabeth Perri* | <\$1000 | | | | |
| Total Spending | \$69,379 | \$1,575 | | 1,575 | |
| % of Candidate Spending | | 2% | | 2% | |

Winner shown in bold



Independent and Candidate Spending - Manhattan BP

General Election Candidates by Candidate Spending



Reported non-exempt general spending from 9/11/13 - 11/5/13. Candidate data as of 1/11/14; Independent data as of 11/28/13. * = non-participant.

The expenditure limit for participating borough president candidates is \$1,446,000.

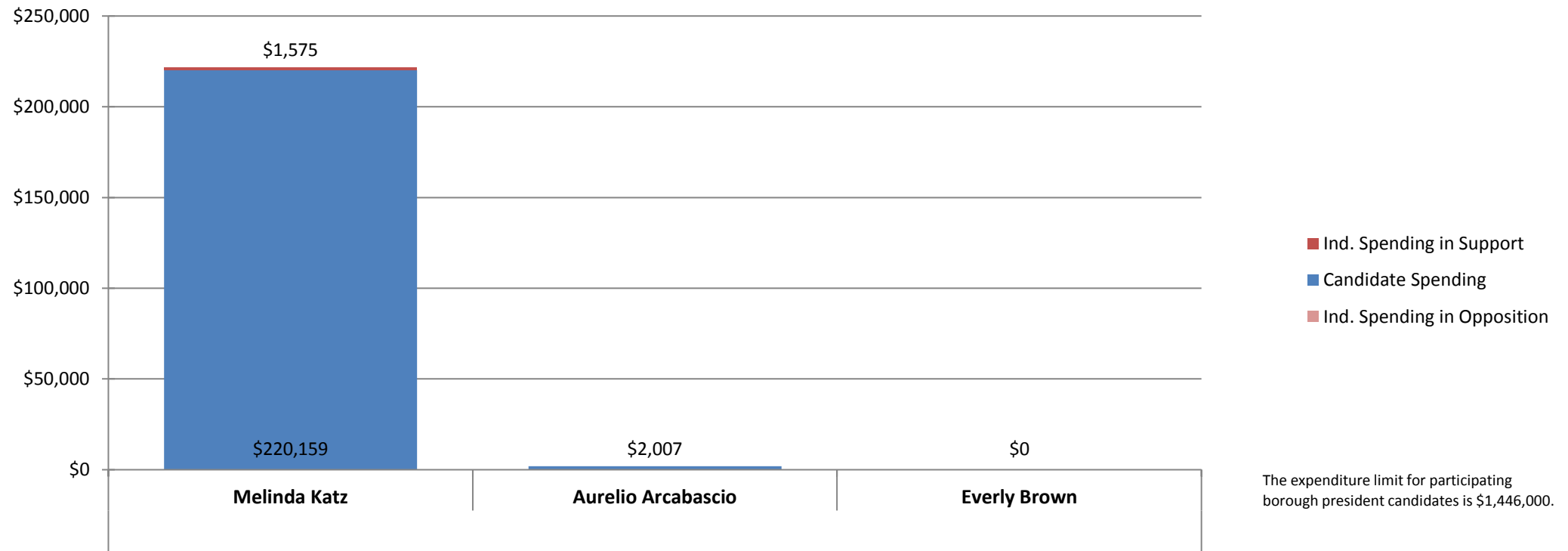
| Independent and Candidate Spending - Manhattan BP General Election Candidates by Candidate Spending | | | | Independent Spenders |
|--|--------------------|--------------------------|-----------------------------|--------------------------|
| Reported non-exempt general spending from 9/11/13 - 11/5/13. Candidate data as of 1/11/14; Independent data as of 11/28/13. * = non-participant. | | | | |
| Manhattan BP | Candidate Spending | Ind. Spending in Support | Ind. Spending in Opposition | DC37 PAC |
| Gale Brewer | \$120,053 | \$1,575 | | 1,575 |
| David Casavis | <\$1000 | | | |
| Total Spending | \$120,053 | \$1,575 | | 1,575 |
| % of Candidate Spending | | 1% | | 1% |

Winner shown in bold



Independent and Candidate Spending - Queens BP

General Election Candidates by Candidate Spending



Reported non-exempt general spending from 9/11/13 - 11/5/13. Candidate data as of 1/11/14; Independent data as of 11/28/13. * = non-participant.

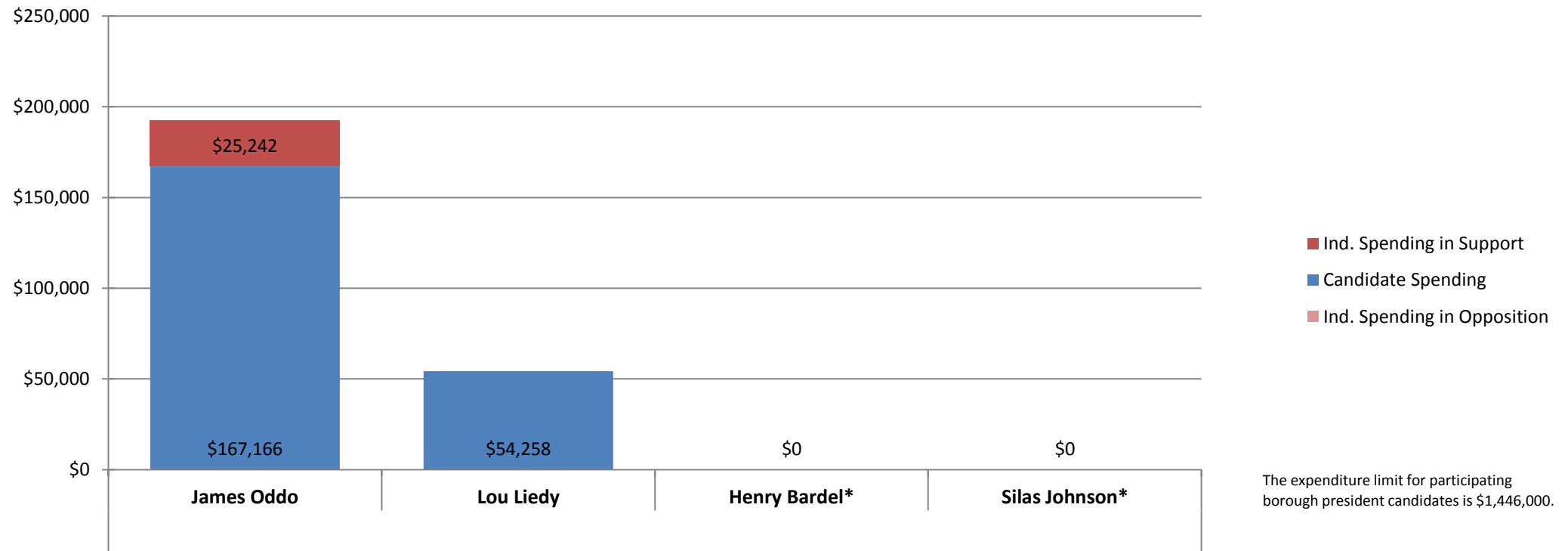
| Independent and Candidate Spending - Queens BP General Election Candidates by Candidate Spending | | | | Independent Spenders |
|--|--------------------|--------------------------|-----------------------------|--------------------------|
| Reported non-exempt general spending from 9/11/13 - 11/5/13. Candidate data as of 1/11/14; Independent data as of 11/28/13. * = non-participant. | | | | |
| Queens BP | Candidate Spending | Ind. Spending in Support | Ind. Spending in Opposition | |
| Melinda Katz | \$220,159 | \$1,575 | | DC37 PAC 1,575 |
| Aurelio Arcabascio | \$2,007 | | | |
| Everly Brown | <\$1000 | | | |
| Total Spending | \$222,166 | \$1,575 | | 1,575 |
| % of Candidate Spending | | 1% | | 1% |

Winner shown in bold



Independent and Candidate Spending - Staten Island BP

General Election Candidates by Candidate Spending



Reported non-exempt general spending from 9/11/13 - 11/5/13. Candidate data as of 1/11/14; Independent data as of 11/28/13. * = non-participant.

The expenditure limit for participating borough president candidates is \$1,446,000.

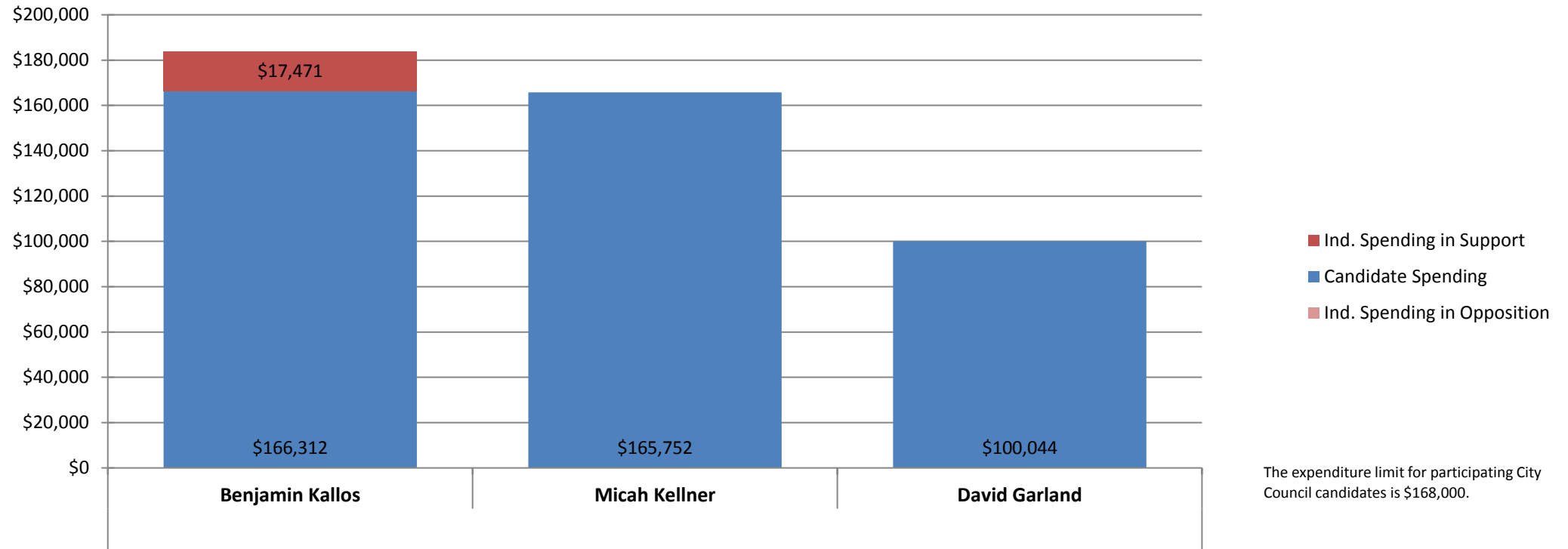
| Independent and Candidate Spending - Staten Island BP General Election Candidates by Candidate Spending | | | | Independent Spenders |
|--|--------------------|--------------------------|-----------------------------|------------------------------|
| Reported non-exempt general spending from 9/11/13 - 11/5/13. Candidate data as of 1/11/14; Independent data as of 11/28/13. * = non-participant. | | | | |
| <u>Staten Island BP</u> | Candidate Spending | Ind. Spending in Support | Ind. Spending in Opposition | <u>United for the Future</u> |
| James Oddo | \$167,166 | \$25,242 | | 25,242 |
| Lou Liedy | \$54,258 | | | |
| Henry Bardel* | <\$1000 | | | |
| Silas Johnson* | <\$1000 | | | |
| Total Spending | \$221,424 | \$25,242 | | 25,242 |
| % of Candidate Spending | | 11% | | 11% |

Winner shown in bold



Independent and Candidate Spending - Council District 5

General Election Candidates by Candidate Spending



Reported non-exempt general spending from 9/11/13 - 11/5/13. Candidate data as of 1/11/14; Independent data as of 11/28/13. * = non-participant.

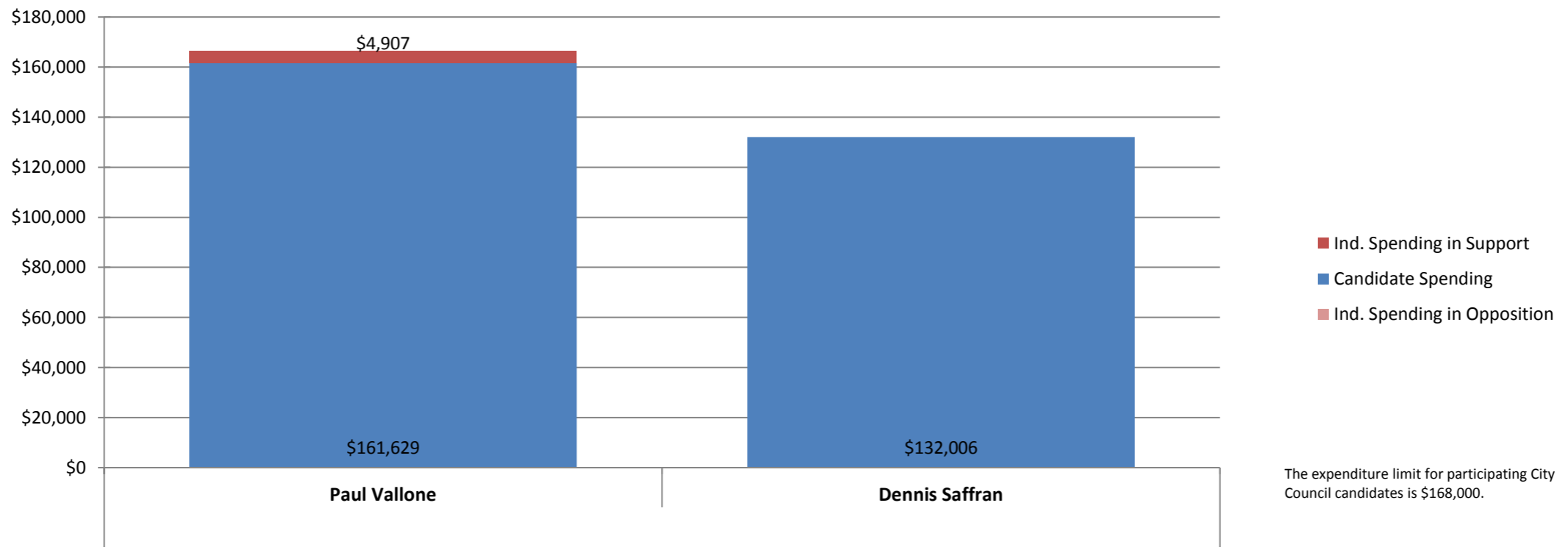
| Independent and Candidate Spending - Council District 5 General Election Candidates by Candidate Spending | | | | Independent Spenders |
|--|--------------------|--------------------------|-----------------------------|------------------------------|
| Reported non-exempt general spending from 9/11/13 - 11/5/13. Candidate data as of 1/11/14; Independent data as of 11/28/13. * = non-participant. | | | | |
| <u>Council District 5</u> | Candidate Spending | Ind. Spending in Support | Ind. Spending in Opposition | <u>United for the Future</u> |
| Benjamin Kallos | \$166,312 | \$17,471 | | 17,471 |
| Micah Kellner | \$165,752 | | | |
| David Garland | \$100,044 | | | |
| Total Spending | \$432,108 | \$17,471 | | 17,471 |
| % of Candidate Spending | | 4% | | 4% |

Winner shown in bold



Independent and Candidate Spending - Council District 19

General Election Candidates by Candidate Spending



Reported non-exempt general spending from 9/11/13 - 11/5/13. Candidate data as of 1/11/14; Independent data as of 11/28/13. * = non-participant.

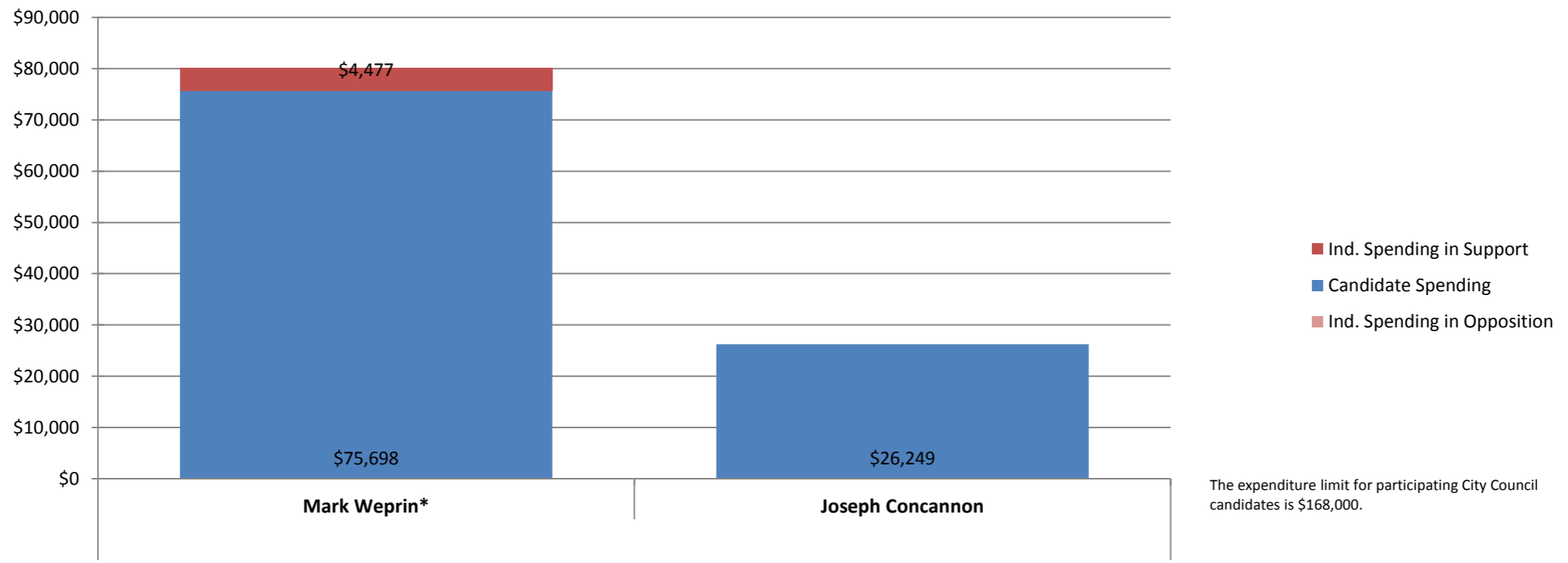
| Independent and Candidate Spending - Council District 19 General Election Candidates by Candidate Spending | | | | Independent Spenders |
|--|--------------------|--------------------------|-----------------------------|------------------------------|
| Reported non-exempt general spending from 9/11/13 - 11/5/13. Candidate data as of 1/11/14; Independent data as of 11/28/13. * = non-participant. | | | | |
| <u>Council District 19</u> | Candidate Spending | Ind. Spending in Support | Ind. Spending in Opposition | <u>United for the Future</u> |
| Paul Vallone | \$161,629 | \$4,907 | | 4,907 |
| Dennis Saffran | \$132,006 | | | |
| Total Spending | \$293,635 | \$4,907 | | 4,907 |
| % of Candidate Spending | | 2% | | 2% |

Winner shown in bold



Independent and Candidate Spending - Council District 23

General Election Candidates by Candidate Spending



The expenditure limit for participating City Council candidates is \$168,000.

Reported non-exempt general spending from 9/11/13 - 11/5/13. Candidate data as of 1/11/14; Independent data as of 11/28/13. * = non-participant.

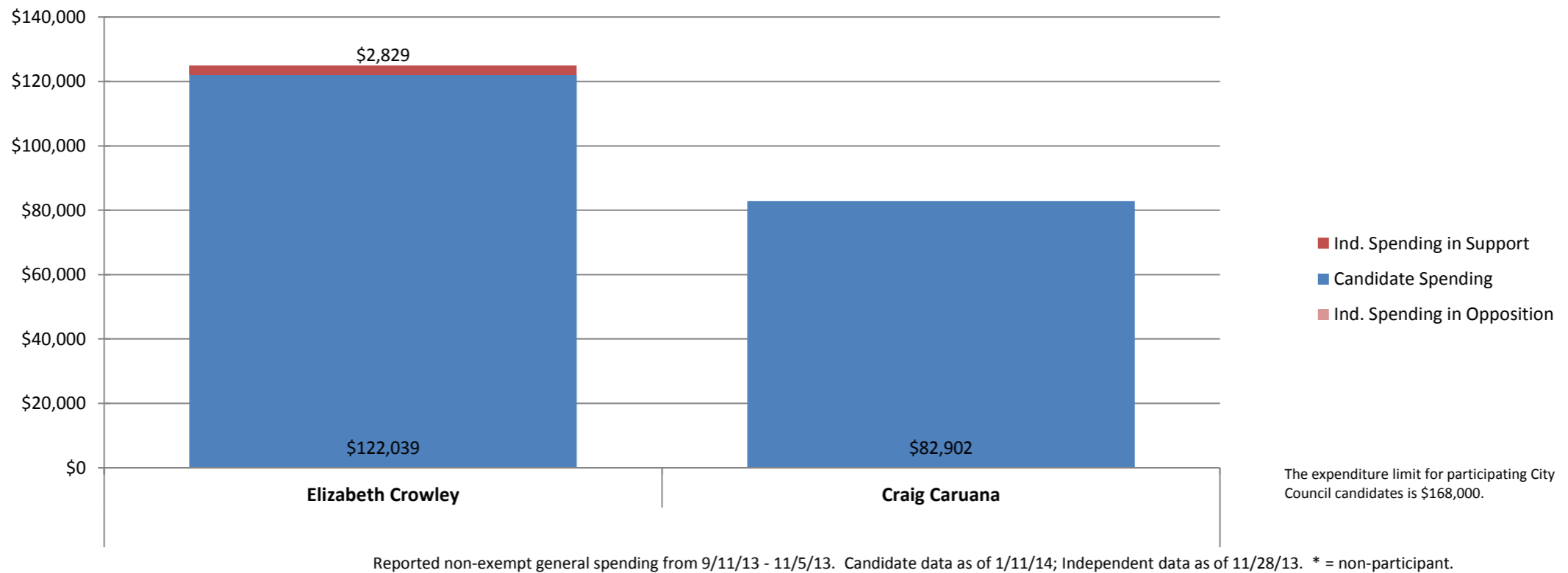
| Independent and Candidate Spending - Council District 23 General Election Candidates by Candidate Spending | | | | Independent Spenders |
|--|--------------------|--------------------------|-----------------------------|------------------------------|
| Reported non-exempt general spending from 9/11/13 - 11/5/13. Candidate data as of 1/11/14; Independent data as of 11/28/13. * = non-participant. | | | | |
| Council District 23 | Candidate Spending | Ind. Spending in Support | Ind. Spending in Opposition | <u>United for the Future</u> |
| Mark Weprin* | \$75,698 | \$4,477 | | 4,477 |
| Joseph Concannon | \$26,249 | | | |
| Total Spending | \$101,947 | \$4,477 | | 4,477 |
| % of Candidate Spending | | 4% | | 4% |

Winner shown in bold



Independent and Candidate Spending - Council District 30

General Election Candidates by Candidate Spending

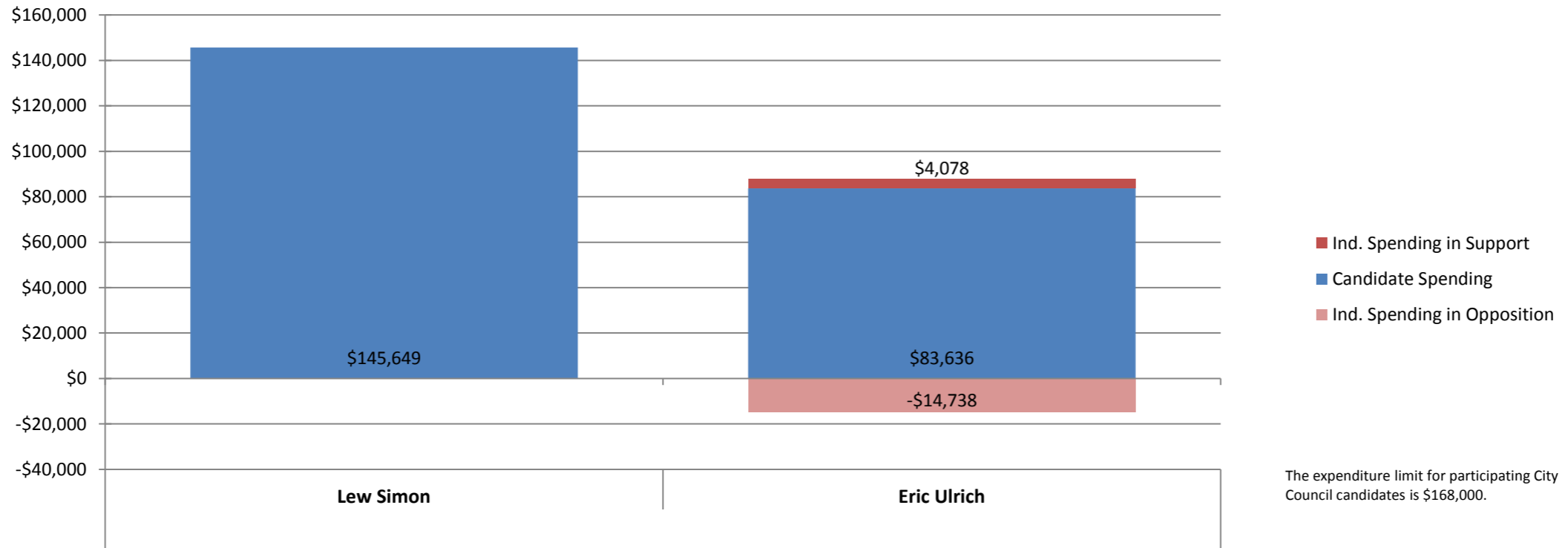


| Independent and Candidate Spending - Council District 30 General Election Candidates by Candidate Spending | | | | Independent Spenders |
|--|--------------------|--------------------------|-----------------------------|------------------------------|
| Reported non-exempt general spending from 9/11/13 - 11/5/13. Candidate data as of 1/11/14; Independent data as of 11/28/13. * = non-participant. | | | | |
| <u>Council District 30</u> | Candidate Spending | Ind. Spending in Support | Ind. Spending in Opposition | <u>United for the Future</u> |
| Elizabeth Crowley | \$122,039 | \$2,829 | | 2,829 |
| Craig Caruana | \$82,902 | | | |
| Total Spending | \$204,941 | \$2,829 | | 2,829 |
| % of Candidate Spending | | 1% | | 1% |

Winner shown in bold

Independent and Candidate Spending - Council District 32

General Election Candidates by Candidate Spending



Reported non-exempt general spending from 9/11/13 - 11/5/13. Candidate data as of 1/11/14; Independent data as of 11/28/13. * = non-participant.

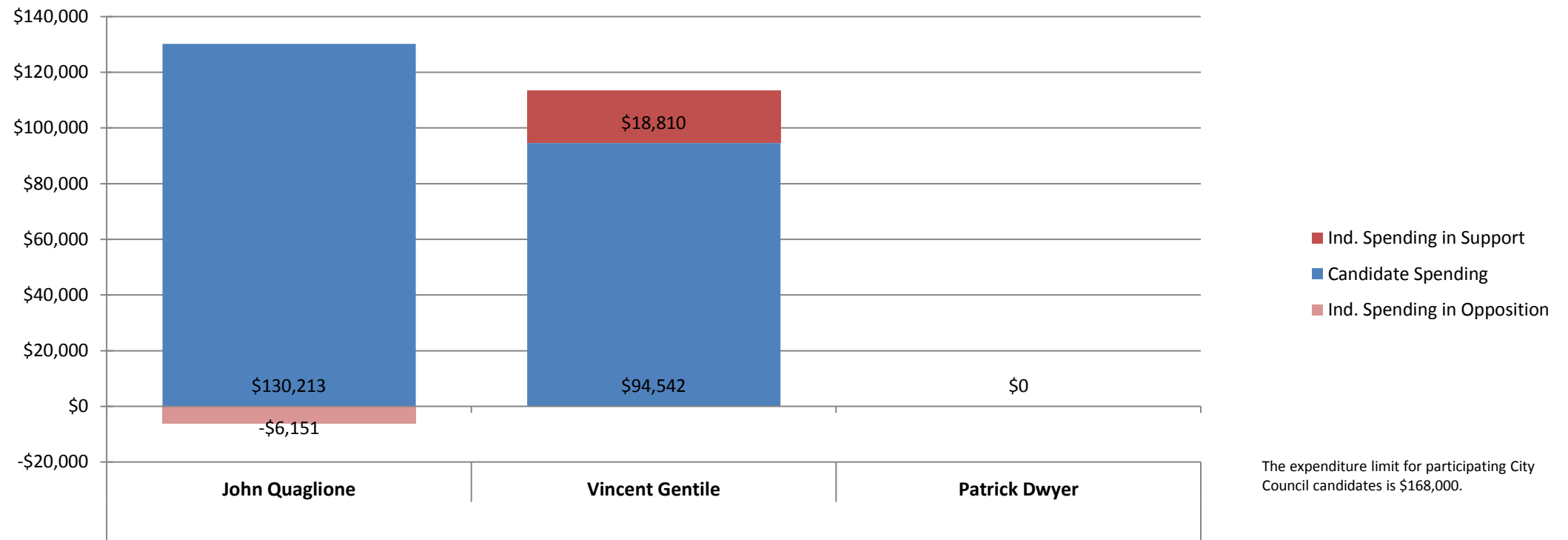
| Independent and Candidate Spending - Council District 32 General Election Candidates by Candidate Spending | | | | Independent Spenders | |
|--|--------------------|--------------------------|-----------------------------|-----------------------------------|---------------------------------------|
| Reported non-exempt general spending from 9/11/13 - 11/5/13. Candidate data as of 1/11/14; Independent data as of 11/28/13. * = non-participant. | | | | | |
| Council District 32 | Candidate Spending | Ind. Spending in Support | Ind. Spending in Opposition | John Catsimatidis | United for the Future |
| Lew Simon | \$145,649 | | | | |
| Eric Ulrich | \$83,636 | \$4,078 | -\$14,738 | -14,738 | 4,078 |
| Total Spending | \$229,285 | \$4,078 | \$14,738 | 14,738 | 4,078 |
| % of Candidate Spending | | 2% | 6% | 6% | 2% |

Winner shown in bold



Independent and Candidate Spending - Council District 43

General Election Candidates by Candidate Spending



The expenditure limit for participating City Council candidates is \$168,000.

Reported non-exempt general spending from 9/11/13 - 11/5/13. Candidate data as of 1/11/14; Independent data as of 11/28/13. * = non-participant.

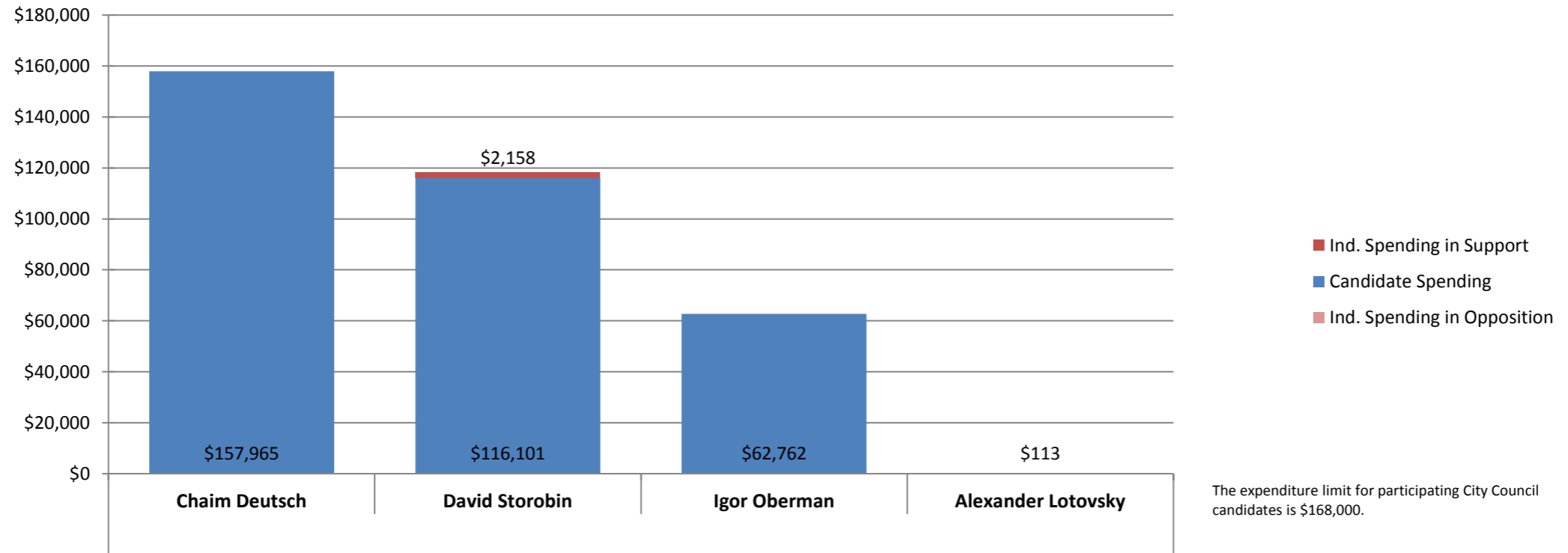
| Independent and Candidate Spending - Council District 43 General Election Candidates by Candidate Spending | | | | Independent Spenders | |
|--|--------------------|--------------------------|-----------------------------|---------------------------------------|--|
| Reported non-exempt general spending from 9/11/13 - 11/5/13. Candidate data as of 1/11/14; Independent data as of 11/28/13. * = non-participant. | | | | | |
| Council District 43 | Candidate Spending | Ind. Spending in Support | Ind. Spending in Opposition | United for the Future | Small Business Coalition |
| John Quaglione | \$130,213 | | -\$6,151 | -6,151 | |
| Vincent Gentile | \$94,542 | \$18,810 | | 12,108 | 6,702 |
| Patrick Dwyer | <\$1,000 | | | | |
| Total Spending | \$224,755 | \$18,810 | \$6,151 | 18,259 | 6,702 |
| % of Candidate Spending | | 8% | 3% | 8% | 3% |

Winner shown in bold



Independent and Candidate Spending - Council District 48

General Election Candidates by Candidate Spending



Reported non-exempt general spending from 9/11/13 - 11/5/13. Candidate data as of 1/11/14; Independent data as of 11/28/13. * = non-participant.

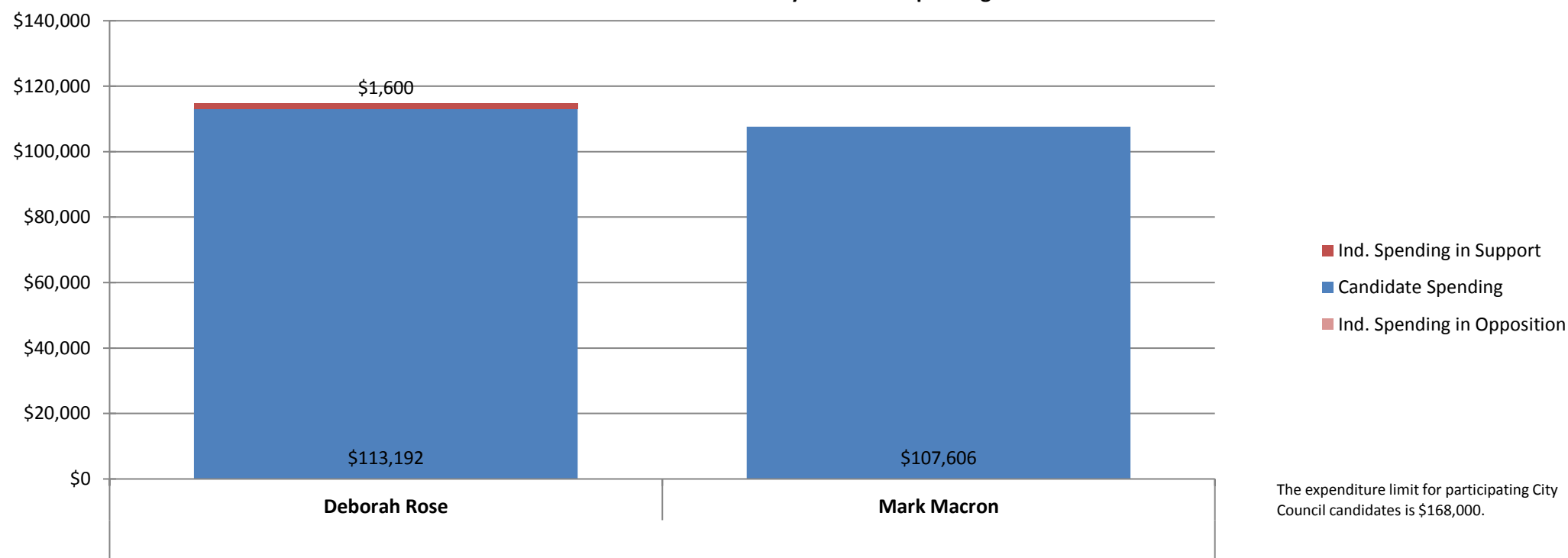
| Independent and Candidate Spending - Council District 48 General Election Candidates by Candidate Spending | | | | Independent Spenders | |
|--|--------------------|--------------------------|-----------------------------|---|--|
| Reported non-exempt general spending from 9/11/13 - 11/5/13. Candidate data as of 1/11/14; Independent data as of 11/28/13. * = non-participant. | | | | | |
| Council District 48 | Candidate Spending | Ind. Spending in Support | Ind. Spending in Opposition | Catholic Citizens Committee PAC | |
| Chaim Deutsch | \$157,965 | | | 2,158 | |
| David Storobin | \$116,101 | \$2,158 | | | |
| Igor Oberman | \$62,762 | | | | |
| Alexander Lotovsky | \$113 | | | | |
| Total Spending | \$336,941 | \$2,158 | | 2,158 | |
| % of Candidate Spending | | 1% | | 1% | |

Winner shown in bold



Independent and Candidate Spending - Council District 49

General Election Candidates by Candidate Spending



Reported non-exempt general spending from 9/11/13 - 11/5/13. Candidate data as of 1/11/14; Independent data as of 11/28/13. * = non-participant.

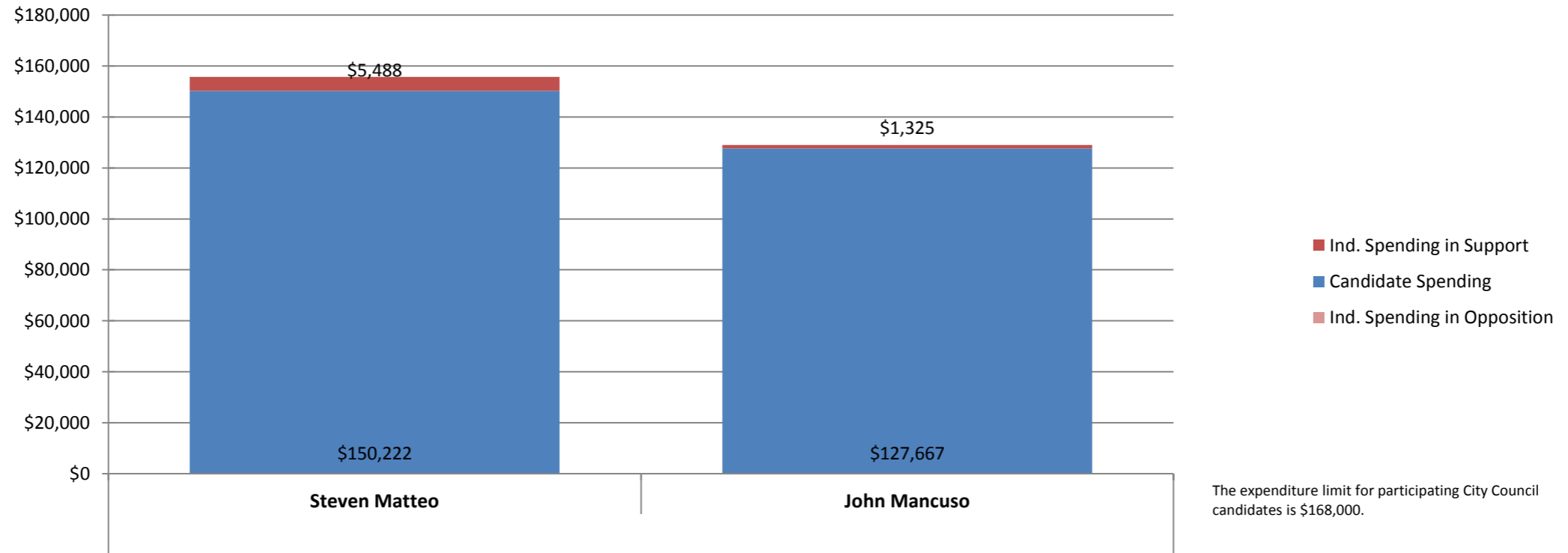
| Independent and Candidate Spending - Council District 49 General Election Candidates by Candidate Spending | | | | Independent Spenders | |
|--|--------------------|--------------------------|-----------------------------|----------------------|--|
| Reported non-exempt general spending from 9/11/13 - 11/5/13. Candidate data as of 1/11/14; Independent data as of 11/28/13. * = non-participant. | | | | | |
| <u>Council District 49</u> | Candidate Spending | Ind. Spending in Support | Ind. Spending in Opposition | <u>DC37 PAC</u> | |
| Deborah Rose | \$113,192 | \$1,600 | | 1,600 | |
| Mark Macron | \$107,606 | | | | |
| Total Spending | \$220,798 | \$1,600 | | 1,600 | |
| % of Candidate Spending | | 1% | | 1% | |

Winner shown in bold



Independent and Candidate Spending - Council District 50

General Election Candidates by Candidate Spending



Reported non-exempt general spending from 9/11/13 - 11/5/13. Candidate data as of 1/11/14; Independent data as of 11/28/13. * = non-participant.

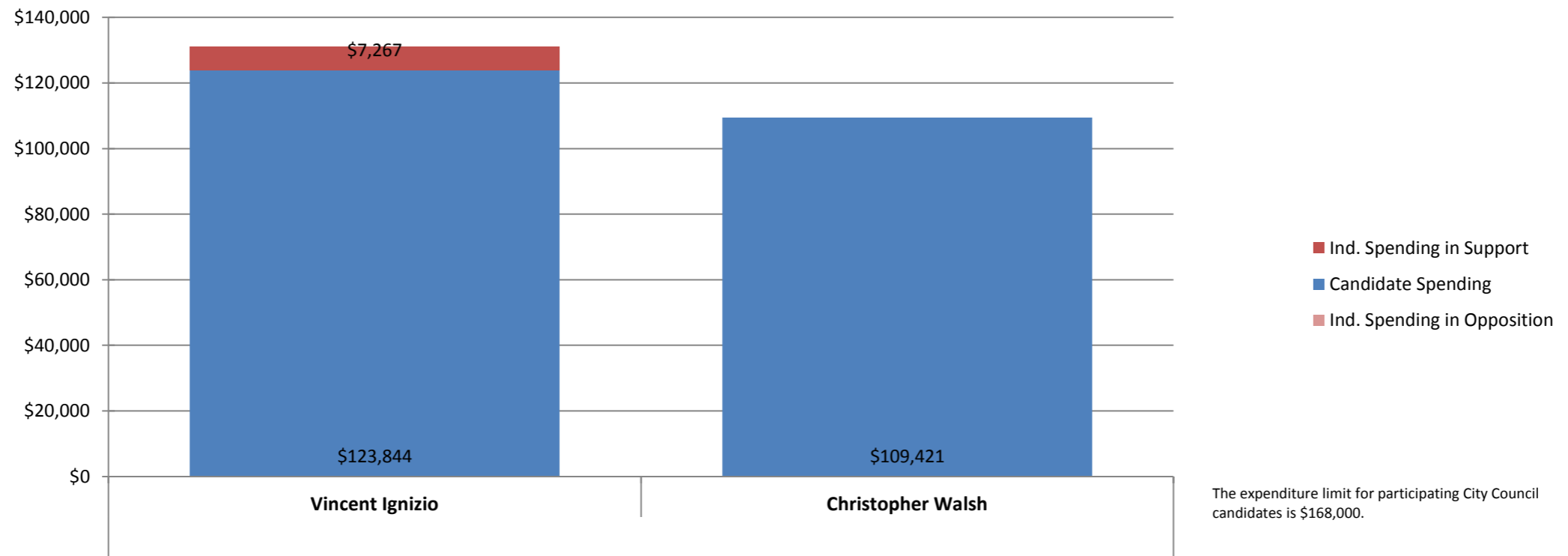
| Independent and Candidate Spending - Council District 50 General Election Candidates by Candidate Spending | | | | Independent Spenders | |
|--|--------------------|--------------------------|-----------------------------|------------------------------|-----------------|
| Reported non-exempt general spending from 9/11/13 - 11/5/13. Candidate data as of 1/11/14; Independent data as of 11/28/13. * = non-participant. | | | | | |
| Council District 50 | Candidate Spending | Ind. Spending in Support | Ind. Spending in Opposition | <u>United for the Future</u> | <u>DC37 PAC</u> |
| Steven Matteo | \$150,222 | \$5,488 | | 5,488 | |
| John Mancuso | \$127,667 | \$1,325 | | | 1,325 |
| Total Spending | \$277,889 | \$6,813 | | 5,488 | 1,325 |
| % of Candidate Spending | | 2% | | 2% | <1% |

Winner shown in bold



Independent and Candidate Spending - Council District 51

General Election Candidates by Candidate Spending



Reported non-exempt general spending from 9/11/13 - 11/5/13. Candidate data as of 1/11/14; Independent data as of 11/28/13. * = non-participant.

| Independent and Candidate Spending - Council District 51 General Election Candidates by Candidate Spending | | | | Independent Spenders |
|--|--------------------|--------------------------|-----------------------------|------------------------------|
| Reported non-exempt general spending from 9/11/13 - 11/5/13. Candidate data as of 1/11/14; Independent data as of 11/28/13. * = non-participant. | | | | |
| <u>Council District 51</u> | Candidate Spending | Ind. Spending in Support | Ind. Spending in Opposition | <u>United for the Future</u> |
| Vincent Ignizio | \$123,844 | \$7,267 | | 7,267 |
| Christopher Walsh | \$109,421 | | | |
| Total Spending | \$233,265 | \$7,267 | | 7,267 |
| % of Candidate Spending | | 3% | | 3% |

Winner shown in bold

